



Also available unpainted in Galvalume and Mill Finish

Snow Defender™ 6500

- Designed for standing seam panels like the ABSeam Panel
- Fits ribs up to 3/8" wide and 1" to 1-3/4" high
- Made with 16 Gauge type 304 stainless steel that will never rust
- It pinches, but does not penetrate the metal panel
- Powder coated for a long-lasting colored finish
- Online calculator at www.snowdefendercalculator.com




Sierra Tan (ST)



Slate Gray (SG)



Musket Gray (MG)



Charcoal Gray (CH)



Matte Black (BL)



Medium Bronze (MB)



Mansard Brown (MA)



Dark Bronze (DB)



Bright Red (BR)



Colonial Red (CR)



Classic Green (CG)




Hartford Green (HG)




Hawaiian Blue (HB)



Gallery Blue (GB)



Burgundy (BU)



Copper Penny (CP)

Textured Colors



Black (TBL)



Bronze (TBZ)



Shadow Gray (TSG)