

Board & Batten Panel



WeatherXL

26 Gauge AZ50 Galvalume




Bright White (WH)



Light Stone (LS)




Clay (CL)



Ash Gray (AG)




Charcoal (CH)




Bronze (BZ)



Barn Red (RD)



Burgundy (BU)



Brown (BN)



Evergreen (EG)

Textured WeatherXL


26 Gauge AZ50 Galvalume



Bronze (TBZ)



Burgundy (TBU)



Colonial Red (TCR)




Charcoal (TCH)



Ash Gray (TAG)




Light Stone (TLS)




White (TWH)



Black (TBL)



Evergreen (TEG)



Gallery Blue (TGB)


Please note that oil canning in the flat of the panel and where it is fastened is common and not a reason for rejection. Oil canning is less noticeable in textured colors and prints.

Prints


26 Gauge AZ50 Galvalume | 20-Year Warranty




Aged Metal (AM)




Gray Cedar (GC)



Natural Cedar (NC)



Dark Cedar (DC)

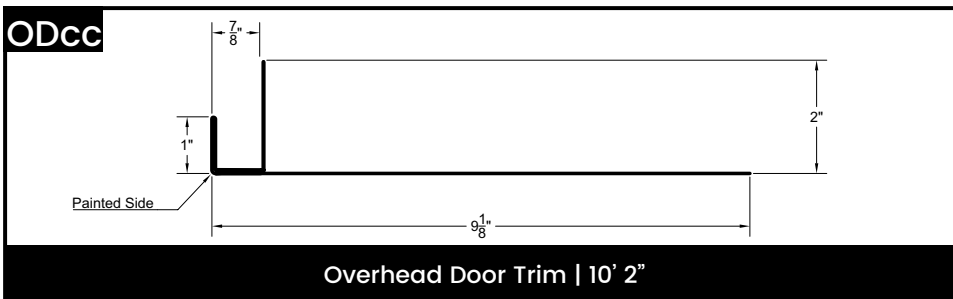
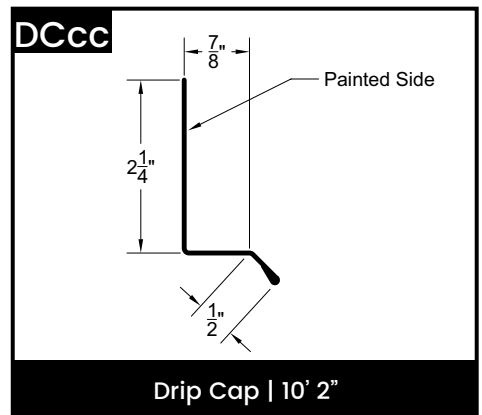
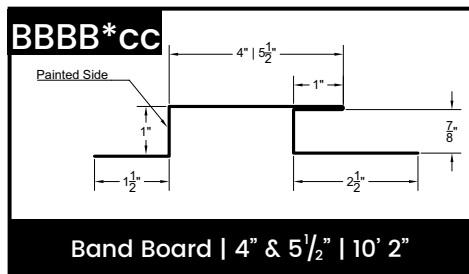
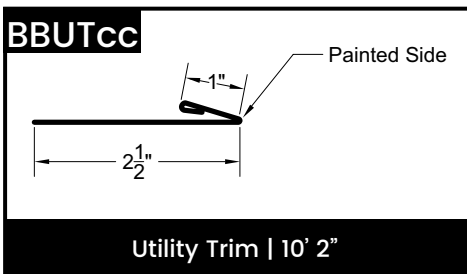
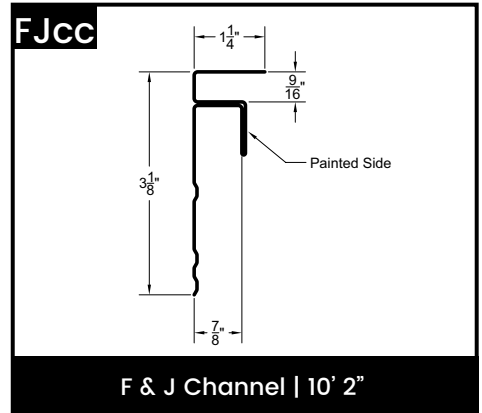
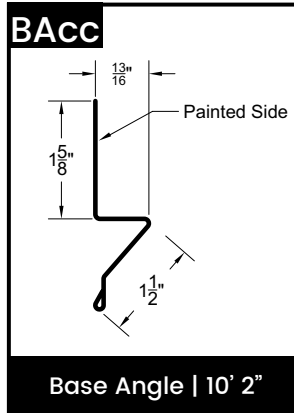
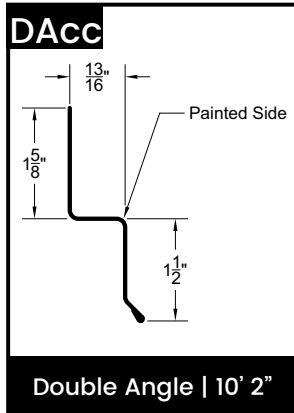
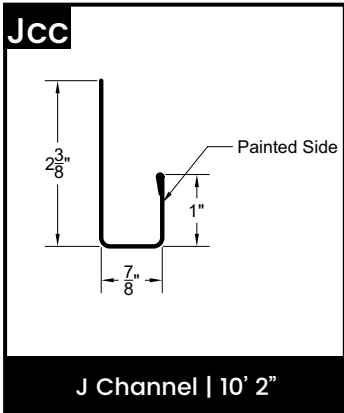
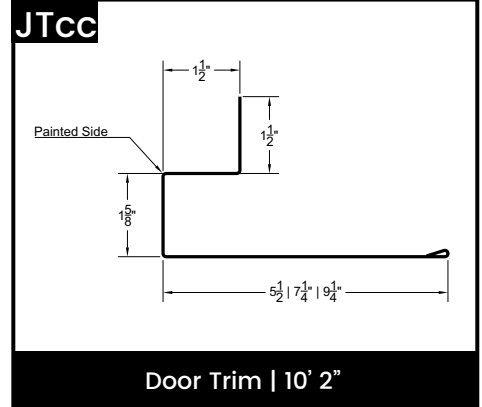
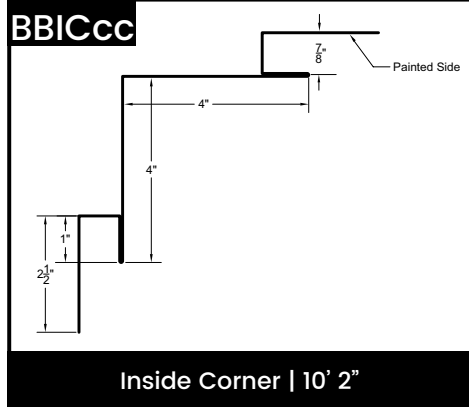
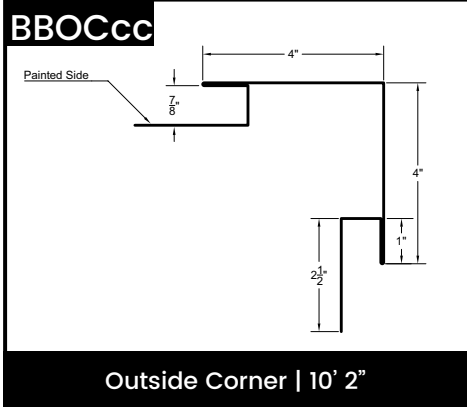
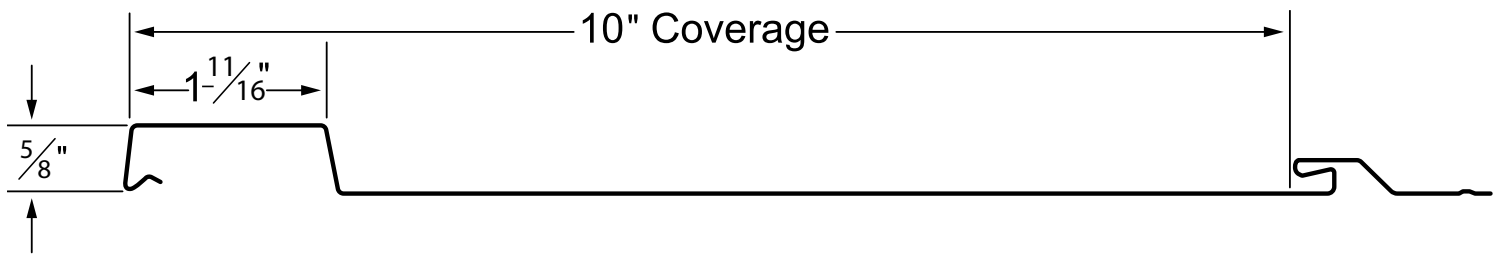


Whitewash Cedar (WC)

40-Year Warranty | PVDF Print



Shadow Gray (TSG)



CC = Color Code
 Drawings are not to scale.

717-445-6885

abmartin.net
 82 Garden Spot Road,
 Ephrata, PA 17522

We strive to make our color charts as precise as possible, but the accuracy of the painted chips is not guaranteed. For 100% color matching, please request a free metal sample

