


Commercial Panels

Color Options



PBR Panel | A Panel

26 Gauge AZ50 Galvalume



SHERWIN-WILLIAMS
COIL COATINGS

WeatherXL™

■ - Colors available in heavier 24 gauge Galvalume




Bright White (WH)




Light Stone (LS)




Clay (CL)




Ash Gray (AG)




Charcoal (CH)




Bronze (BZ)



Barn Red (RD)



Burgundy (BU)



Brown (BN)



Evergreen (EG)



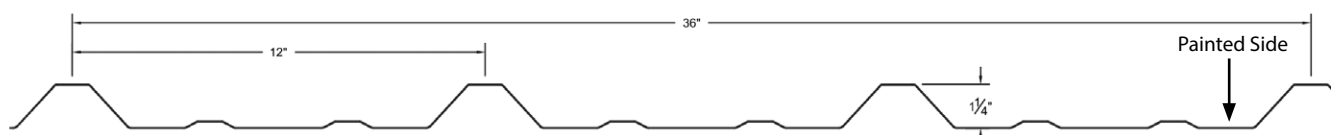
Galvalume (GA)



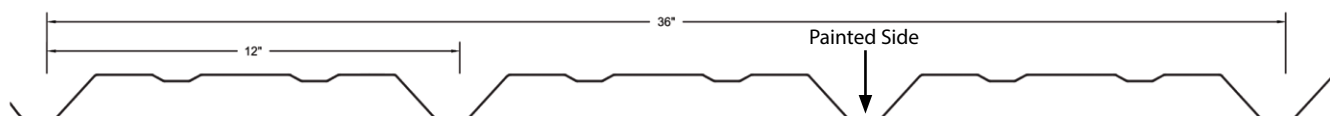
Slate Blue (SB)

- 26 Gauge
- 1-1/4" High Ribs with 12" Spacing
- 36" Coverage
- Made to custom lengths

PBR Panel Profile (PBRcc)



A Panel Profile (PAcc)



What is the difference between the PBR Panel, R Panel, and the A Panel?

The PBR panel has a purlin-bearing-leg approximately 1" long at the underlap that rests on the purlin for extra support. The R Panel (only available in Textured) is identical to the PBR Panel, but without the purlin-bearing-leg. Because of that, we only recommend the R Panel for sidewall applications and not for the roof. For an architecturally attractive look, try our A Panel on your side walls and interior liner. The A Panel is practically identical to PBR panel, but in reverse. The paint is on the opposite side and is meant to be installed upside-down, relatively speaking. The A Panel is used more frequently as siding for commercial and industrial steel framed structures.

Textured R Panel

26 Gauge AZ50 Galvalume



SHERWIN-WILLIAMS
COIL COATINGS

WeatherXL™



Bronze (TBZ)



Burgundy (TBU)



Colonial Red (TCR)




Charcoal (TCH)



Ash Gray (TAG)



Light Stone (TLS)



White (TWH)



Black (TBL)



Evergreen (TEG)



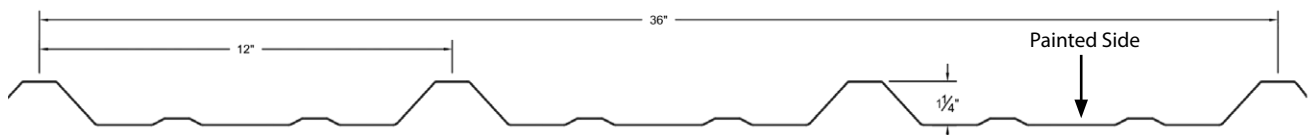
Gallery Blue (TGB)



Shadow Gray (TSG)

- 26 Gauge
- 1-1/4" High Ribs with 12" Spacing
- 36" Coverage
- Made to custom lengths

R Panel Profile (PRcc)




Why Choose Textured?

Our textured panels continue to be very popular in many residential applications.

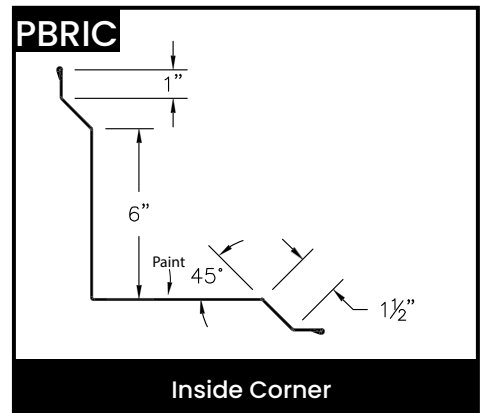
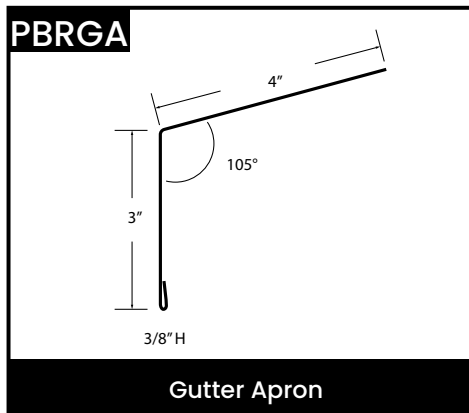
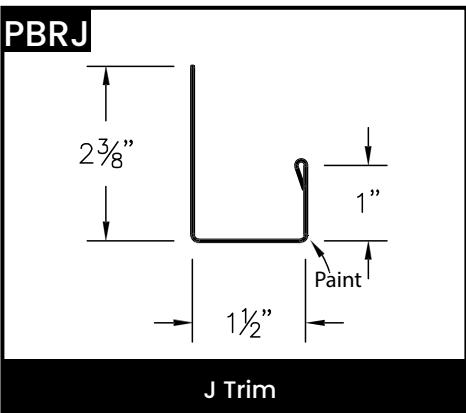
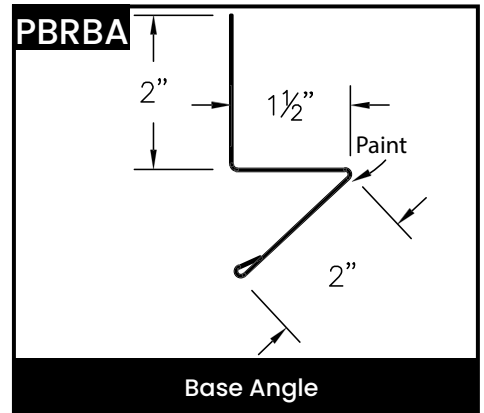
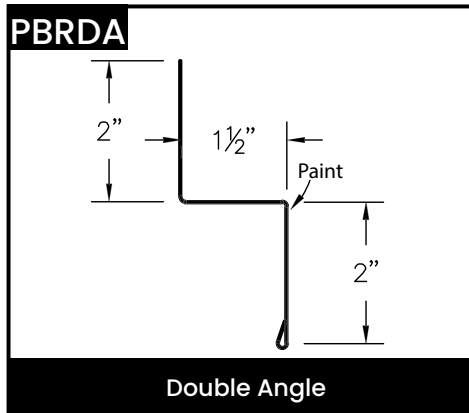
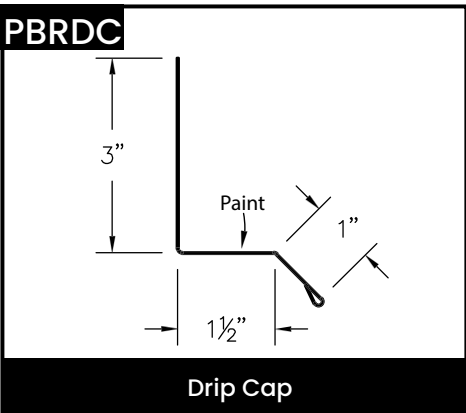
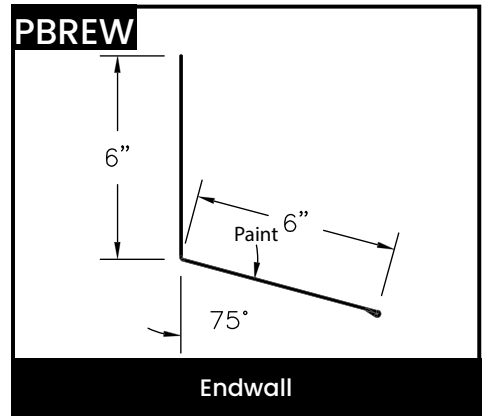
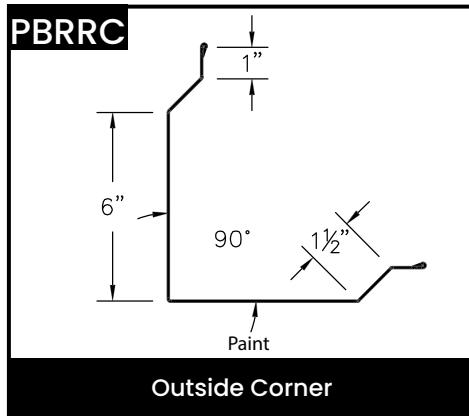
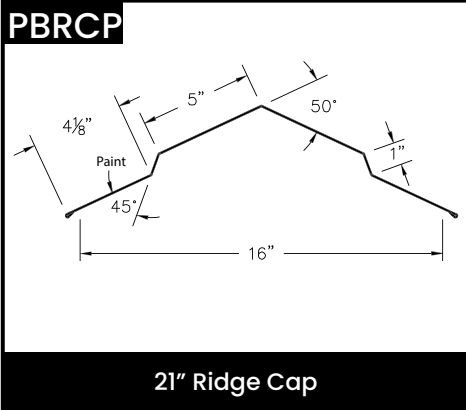
Homeowners like it because the unique textured surface redirects sunlight for less glare than smooth panels. Plus the textured panels are less prone to "oil canning" which makes for a more attractive roof.

Contractors like it because the texture provides more grip during installation than smooth panels.

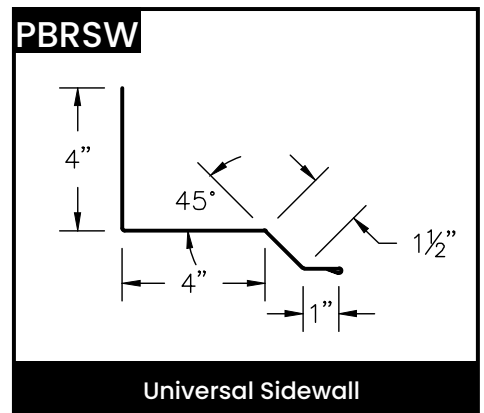
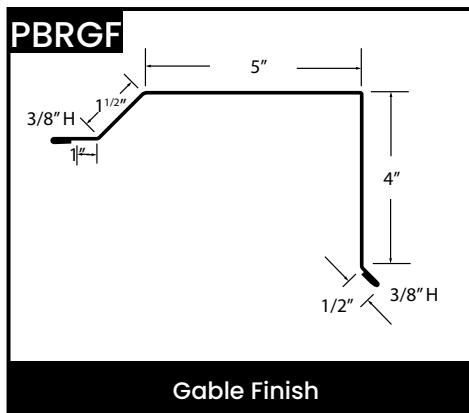
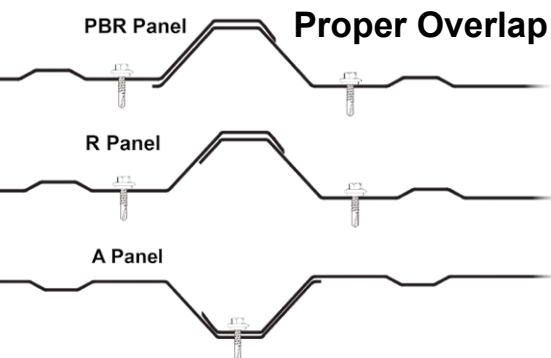


Textured

Smooth



Drawings are not to scale.
Exact dimensions may vary.
Contact us about custom trims.



717-445-6885

abmartin.net

82 Garden Spot Road,
Ephrata, PA 17522

We strive to make our color charts as precise as possible, but the accuracy of the painted chips is not guaranteed. For 100% color matching, please request a free metal sample

AB MARTIN™